

CALORIVAC

CALORIVAC® is a magnetocaloric alloy, enabling solid-state energy conversion, e.g. for magnetic refrigeration.

BENEFITS

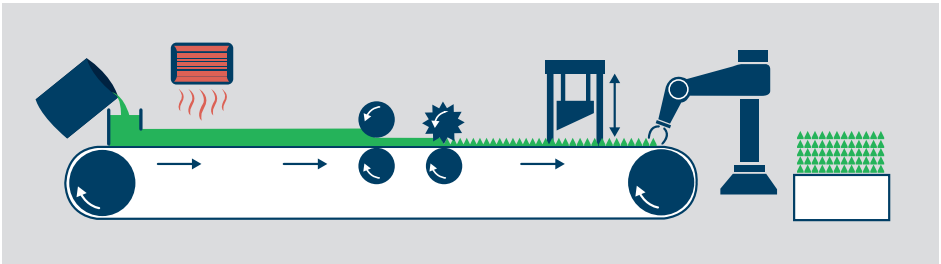
- Non-toxic, cost-efficient magnetocaloric alloy for energy conversion
- Enables the design of eco-friendly, energy efficient, gas-free refrigeration and air-conditioning devices
- All materials are compliant with environmental regulations
- Alternative areas of use are direct conversion of low-grade waste-heat into electricity



ADVANCED MAGNETIC SOLUTIONS

VAC[®]
VACUUMSCHMELZE

PRODUCTION OF MICROCHANNEL REGENERATORS (MCR) VIA TAPE CASTING



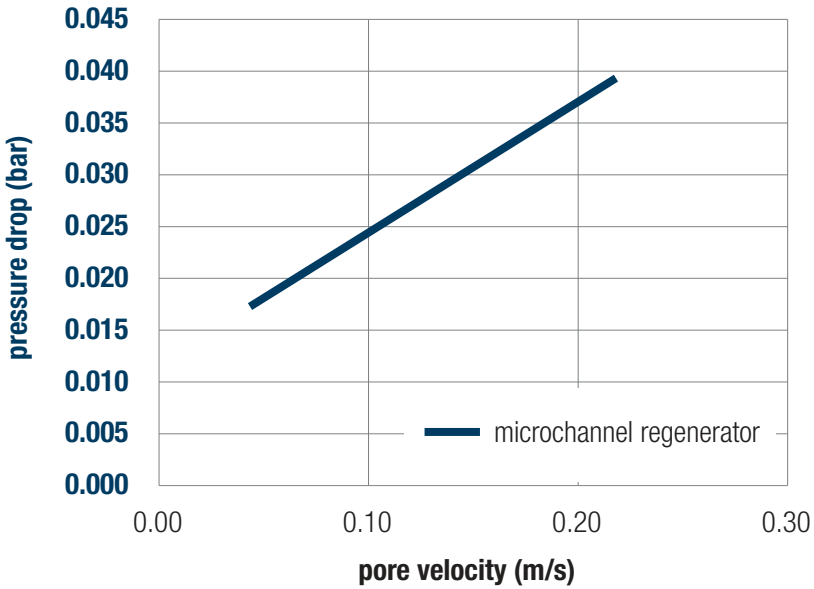
MANUFACTURING STEPS

- Preparation of CALORIVAC slurry
- Casting of slurry on to belt
- Drying of solvent yielding green tape
- Rolling and embossing of green tape to create the patterned surface
- Cutting and stacking of plates to create the microchannel regenerators
- Thermal treatment to remove organic components and reach full density



Microchannel regenerator

PRESSURE DROP AND MAGNETOCALORIC PROPERTIES



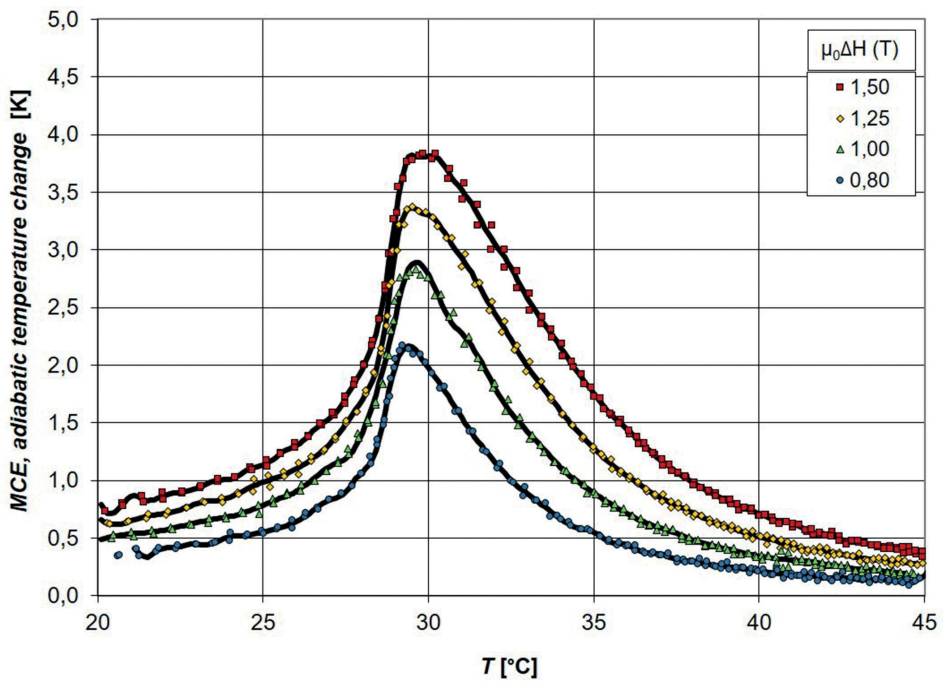
CALORIVAC C – LOW TEMPERATURE APPLICATIONS

- Best magnetocaloric properties between -90 and -10 °C

CALORIVAC HS – ROOM TEMPERATURE APPLICATIONS

- Best magnetocaloric properties between -10 and +50 °C

Temperature range	Recommended alloy	ΔT , min @ 1T in K	ΔT , typ @ 1T in K
-80 to -50 °C	CV C	2.4 to 2.0	2.8 to 2.4
-50 to -30 °C	CV C	2.0 to 1.6	2.4 to 1.9
-30 to -10 °C	CV C	1.6 to 1.2	1.9 to 1.4
-10 to +10 °C	CV HS	1.9 to 2.2	2.2 to 2.6
+10 to +50 °C	CV HS	2.2 to 2.6	2.6 to 3.0



INTEGRATION OF CALORIVAC

VAC is your partner for integration of MCR modules into applications. We offer our expertise regarding chemical interactions with the heat transfer medium and mechanical constraints of the housing.

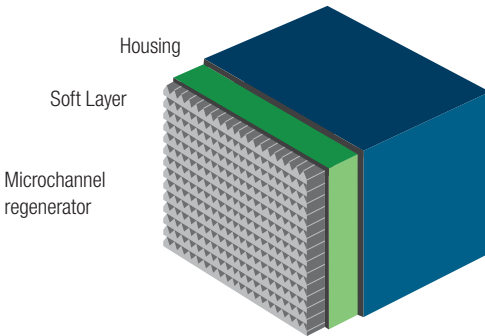


Fig. 1: MCR integrated into plastic housing (blue) with a soft buffer-layer (green)

CHEMICAL INTERACTIONS

- In contact with water, red rust occurs on the surface of CALORIVAC, similar to pure iron parts.
- Choosing a suitable corrosion inhibitor and integrating the MCR into airtight systems provides a reliable remedy.

MECHANICAL CONSTRAINTS

- At the magnetic phase transition a large volume change occurs. This leads to mechanical stress.
- Thermal shocks have to be avoided.
- A compressible layer between MCR and walls is required.

For further information, please contact Dr. Alexander Barcza, Head of Product Management Special Tasks, R&D Permanent Magnets. You will find the contact details on the next page.

VACUUMSCHMELZE GMBH & CO. KG

Grüner Weg 37

D 63450 Hanau / Germany

Phone +49 6181 380-2161

Fax +49 6181 382645

alexander.barcza@vacuumschmelze.com

www.vacuumschmelze.com/CALORIVAC

Published by VACUUMSCHMELZE GmbH & Co. KG, Hanau

© VACUUMSCHMELZE GmbH & Co. KG 2021. All rights reserved.

® is a Registered Trademark of VACUUMSCHMELZE GmbH & Co. KG



ADVANCED MAGNETIC SOLUTIONS